

## MONTHLY STATISTICAL BULLETIN

## JUNE 2020

Market capitalization: 172.736.531.720

Turnover: 445.771.892

Number of transactions: 1.546

MBI10: 4.116,66

↓3,44%

↓6,36%

↑7,66%

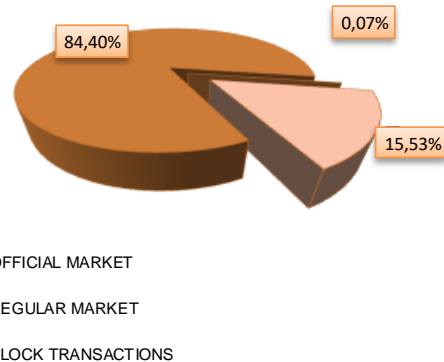
↓3,43%

## BASIC INDICATORS

TURNOVER (denars)	May 2020	June 2020	% of change
<b>TRADING IN BEST</b>	<b>428.308.574</b>	<b>376.561.482</b>	<b>-12,08</b>
SHARES	304.997.127	293.017.457	-3,93
BONDS	123.311.447	61.626.272	-50,02
OTHER SECURITIES	0	21.917.753	-
DAILY AVERAGE TURNOVER (denars)	22.542.557	17.931.499	-20,45
DAILY AVERAGE NUMBER OF TRANSACTIONS	75	73	-2,95
<b>BLOCK TRANSACTIONS</b>	<b>47.737.316</b>	<b>69.210.410</b>	<b>44,98</b>
PUBLIC AUCTIONS	0	0	-
PUBLIC OFFERING	0	0	-
<b>TOTAL</b>	<b>476.045.890</b>	<b>445.771.892</b>	<b>-6,36</b>
<b>NUMBER OF TRANSACTIONS</b>			
TRADING IN BEST	1.431	1.535	7,27
BLOCK TRANSACTIONS	5	11	120,00
PUBLIC AUCTIONS	0	0	-
PUBLIC OFFERING	0	0	-
<b>TOTAL</b>	<b>1.436</b>	<b>1.546</b>	<b>7,66</b>
<b>MARKET CAPITALIZATION (denars)</b>			
<b>MARKET CAPITALIZATION OF SHARES</b>	<b>178.885.738.614</b>	<b>172.736.531.720</b>	<b>-3,44</b>
OFFICIAL MARKET-SHARES	174.743.696.299	168.594.489.405	-3,52
MARKET OF JOINT STOCK COMPANIES WITH SPECIAL REPORTING OBLIGATIONS	4.142.042.315	4.142.042.315	0,00
<b>MARKET CAPITALIZATION OF BONDS</b>	<b>11.820.276.157</b>	<b>12.522.203.683</b>	<b>5,94</b>
<b>MARKET CAPITALIZATION OF OTHER SECURITIES</b>	<b>314.042.820</b>	<b>313.102.125</b>	<b>-0,30</b>
<b>TOTAL MARKET CAPITALIZATION</b>	<b>191.020.057.591</b>	<b>185.571.837.528</b>	<b>-2,85</b>
<b>MBI10</b>	<b>4.262,97</b>	<b>4.116,66</b>	<b>-3,43</b>
<b>OMB</b>	<b>132,78</b>	<b>132,91</b>	<b>0,10</b>
<b>NUMBER OF LISTED SECURITIES</b>	<b>100</b>	<b>100</b>	<b>0,00</b>
<b>NUMBER OF TRADING DAYS</b>	<b>19</b>	<b>21</b>	<b>10,53</b>

## TURNOVER STRUCTURE

Market segment	Turnover (denars)	Turnover (EUR)	%	Number of transactions
OFFICIAL MARKET	376.251.967	6.098.499	84,40	1.528
REGULAR MARKET	309.515	5.017	0,07	7
BLOCK TRANSACTIONS	69.210.410	1.121.809	15,53	11
<b>TOTAL</b>	<b>445.771.892</b>	<b>7.225.325</b>	<b>100,00</b>	<b>1.546</b>



# MONTHLY STATISTICAL BULLETIN

## 10 MOST LIQUID SHARES (Official market)

Issuer	Max (denars)	Min (denars)	Average price (denars)	Volume	Turnover (denars)	Turnover (EUR)	%	Num. of trans.	Market capitalization (denars)
Komercijalna banka Skopje	5.950,00	5.500,00	5.751,12	18.472	105.956.270	1.717.405	33,68	554	13.221.277.899
Alkaloid Skopje	12.299,00	11.400,00	11.771,11	4.737	55.574.844	900.785	17,66	246	17.040.329.033
Makpetrol Skopje	68.000,00	63.001,00	65.804,30	568	36.936.945	598.697	11,74	132	7.304.830.000
Granit Skopje	975,00	915,00	948,84	22.425	21.393.696	346.761	6,8	148	2.859.759.125
NLB Banka Skopje	16.700,00	16.000,00	16.175,01	1.230	19.749.336	320.112	6,28	47	13.664.976.000
UNI Banka Skopje	2.060,00	1.999,00	2.011,25	8.566	17.151.340	278.001	5,45	55	1.124.733.220
Stopanska banka Skopje	1.100,00	1.025,00	1.055,28	15.726	16.738.493	271.306	5,32	93	18.333.189.000
Automakedonija Skopje	2.200,00	2.200,00	2.200,00	2.258	4.967.600	80.519	1,58	4	181.563.800
OKTA Skopje	3.900,00	3.290,00	3.468,92	705	2.436.579	39.493	0,77	36	2.792.988.000
Cementarnica USJE Skopje	24.501,00	24.500,00	24.500,33	63	1.543.510	25.018	0,49	9	13.812.708.000
Rest				29.983	10.259.329	166.290	3,26	130	78.258.135.329
<b>Total</b>				<b>104.733</b>	<b>292.707.942</b>	<b>4.744.388</b>	<b>100,00</b>	<b>1.454</b>	<b>168.594.489.405</b>

## TOP GAINERS / TOP LOSERS—OFFICIAL MARKET

Issuer	Average price (denars) 31.05.2020	Average price (denars) 30.06.2020	% of change
<b>TOP GAINERS</b>			
Ugotur Skopje	19,00	24,00	26,32
Makstil Skopje	66,00	77,00	16,67
Pekabesko Skopje	12.360,00	12.730,00	2,99
Veteks Veles	945,00	973,00	2,96
Replek Skopje	80.000,00	81.999,75	2,50
<b>TOP LOSERS</b>			
OKTA Skopje	3.920,00	3.300,00	-15,82
ZK Pelagonija Bitola	2.900,00	2.500,00	-13,79
Stopanska banka Skopje	1.183,55	1.050,00	-11,28
Teteks Tetovo	1.582,00	1.424,41	-9,96
RZ Uslugi Skopje	55,00	50,00	-9,09

## OVERVIEW OF THE TRADING WITH BONDS

	HIGH (%)	LOW (%)	Last daily average price(%)	Last trading day	Volume (in EUR)	Turnover (denars)	Turnover (EUR)	Yield to maturity *
R.Macedonia - Government bond DO2019/14-1049dk	103,50	103,50	103,50	10.6.2020	3.000	31.050.000	503.261	3,89%
R.Macedonia - Government bond DO2018/27-1133dk	106,80	106,80	106,80	15.6.2020	2.800	29.904.000	484.704	2,30%
Government bonds-denationalization X issue (RMDEN10)	99,00	99,00	99,00	25.6.2020	716	43.732	709	-
Government bonds-denationalization XV issue (RMDEN15)	99,00	99,00	99,00	04.6.2020	910	55.583	901	2,31%
Government bonds-denationalization XVIII issue (RMDEN18)	99,00	98,50	99,00	24.6.2020	9.413	572.957	9.287	2,22%

\* The model for calculation of annual average yield to maturity is adapted to the characteristics of the bonds. Calculation date is 30.06.2020 using the last average price of the bonds.

## MONTHLY STATISTICAL BULLETIN

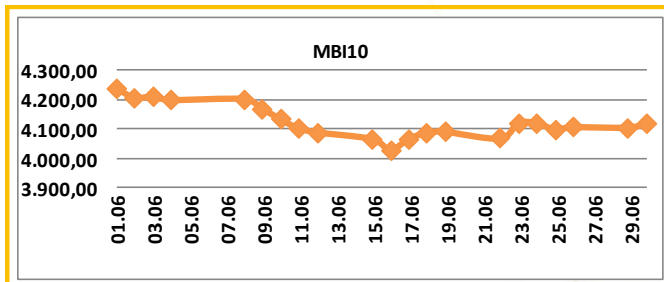
## MBI10

Value at 30.06.2020 **4.116,66**

MAX Value in June (01.06.2020) 4.239,23

MIN Value in June (16.06.2020) 4.028,24

% of change from 30.12.2019 -11,45%

All about MBI10 on: <http://www.mse.com.mk/Indicies.aspx?Index=MBI10>

Composition of MBI10	Turnover (denars)	Volume	Num. of trans.	Last average price	% of monthly change of price
Alkaloid AD Skopje	55.574.844	4.737	246	11.905,05	-3,22
Granit AD Skopje	21.393.696	22.425	148	931,10	-4,50
Komercijalna banka AD Skopje	145.985.820	26.109	559	5.801,18	-1,38
Makpetrol AD Skopje	36.936.945	568	132	65.000,00	-4,37
Makedonijaturist AD Skopje	613.300	140	9	4.480,00	-1,54
Stopanska banka AD Skopje	16.738.493	15.726	93	1.050,00	-11,28
TTK banka AD Skopje	1.222.384	1.038	15	1.170,00	-6,40
Makedonski Telekom AD Skopje	843.880	2.679	15	312,89	-1,78
Stopanska banka AD Bitola	553.220	212	7	2.600,62	-5,95
NLB Banka AD Skopje	21.761.836	1.355	48	16.000,00	-0,63

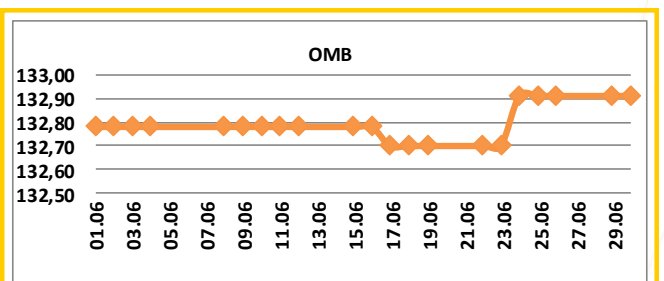
## OMB

Value at 30.06.2020 **132,91**

MAX Value in June (24.06.2020) 132,91

MIN Value in June (17.06.2020) 132,70

% of change from 30.12.2019 0,00%

All about OMB on: <http://www.mse.com.mk/Indicies.aspx?Index=OMB>

Composition of OMB	Turnover (denars)	Volume	Num. of trans.	Last average price	% of monthly change of price
Government bonds-denationalization X issue (RMDEN10)	43.732	716	1	99,00	0,00
Government bonds-denationalization XI issue (RMDEN11)	0	0	0	99,00	0,00
Government bonds-denationalization XII issue (RMDEN12)	0	0	0	99,50	0,00
Government bonds-denationalization XIII issue (RMDEN13)	0	0	0	99,00	0,00
Government bonds-denationalization XIV issue (RMDEN14)	0	0	0	99,20	0,00
Government bonds-denationalization XV issue (RMDEN15)	55.583	910	1	99,00	0,00
Government bonds-denationalization XVI issue (RMDEN16)	0	0	0	98,90	0,00
Government bonds-denationalization XVII issue (RMDEN17)	0	0	0	98,00	0,00
Government bonds-denationalization XVIII issue (RMDEN18)	572.957	9.413	5	99,00	0,30



## MONTHLY STATISTICAL BULLETIN

## MBI10 LISTED COMPANIES RATIOS

Issuer	P/E Ratio <sup>1</sup>	Dividend yield <sup>2</sup>	Foreign investors participation in June 2020	Foreign investors participation in May 2020	Change
Alkaloid AD Skopje	16,84	3,01%	2,98%	2,98%	0,00%
Granit AD Skopje	9,40	3,58%	4,70%	4,72%	-0,02%
Komercijalna banka AD Skopje	7,28	9,24%	3,23%	3,25%	-0,02%
Makpetrol AD Skopje	8,34	3,08%	1,18%	1,17%	0,01%
Makedonijaturist AD Skopje	19,09	5,07%	0,80%	0,80%	0,00%
Stopanska banka AD Skopje	7,73	0,00%	92,36%	92,36%	0,00%
TTK banka AD Skopje	9,80	9,40%	1,25%	1,25%	0,00%
Makedonski Telekom AD Skopje	19,92	4,92%	1,48%	1,48%	0,00%
Stopanska banka AD Bitola	59,92	0,00%	3,28%	3,28%	0,00%
NLB banka AD Skopje	7,39	0,00%	87,86%	87,89%	-0,03%

[1] Share price at last day of trading in currently month, / Earnings per share

[2] The ratios are calculated using the data from the last published Audited financial reports and last paid dividend.

## FOREIGN INVESTORS—OFFICIAL MARKET

June 2020	Foreign Legal investors June 2020	Foreign private investors June 2020	Total Foreign entities June 2020	Total Foreign entities May 2020	Change
Shares[3]	34,82%	1,18%	36,01%	36,01%	0,00%
Denationalization bonds[4]	0,18%	0,06%	0,24%	0,17%	0,07%
Continuous government bonds [5]	0,06%	0,00%	0,06%	-	-

[3] Data as last day of trading in currently month according to the Central Securities Depository, regarding the participation of the foreign investors in the number of shares.

[4,5] Data as last day of trading in currently month according to the Central Securities Depository, regarding the participation of the foreign investors in the total nominal value of bonds.

## FOREIGN AND DOMESTIC INVESTORS IN THE TOTAL TURNOVER [6]

	BUYING % of total	SELLING % of total
Foreign private investors	0,17%	1,35%
Foreign Legal investors	0,70%	1,96%
<b>Total Foreign Legal entities</b>	<b>0,88%</b>	<b>3,30%</b>
Domestic private investors	53,02%	63,73%
Domestic Legal investors	46,10%	32,96%
<b>Total Domestic Legal entities</b>	<b>99,12%</b>	<b>96,70%</b>

[6] Data as last day of trading in currently month according to the Central Securities Depository, regarding the participation of the foreign and domestic investors in the total turnover.

## TURNOVER PER MEMBERS / in denars

Member	Code	Trading in BEST system	% of trading in BEST sys.	Block (denars)	% block	Public auctions	% of Public auctions	Public offering	% of Public offering	Total
ILIRIKA INVESTMENTS AD Skopje	IL	282.073.285	37,45	23.598.800	17,05	0	0,00	0	0,00	305.672.085
Eurohaus AD Skopje	EH	212.317.628	28,19	72.773.060	52,57	0	0,00	0	0,00	285.090.688
Komercijalna banka AD Skopje	KB	92.547.067	12,29	31.686.960	22,89	0	0,00	0	0,00	124.234.027
TTK Banka Skopje	TK	31.947.215	4,24	0	0,00	0	0,00	0	0,00	31.947.215
NLB Banka AD Skopje	TN	31.434.771	4,17	0	0,00	0	0,00	0	0,00	31.434.771
INOVO BROKER AD Skopje	IN	24.125.393	3,20	0	0,00	0	0,00	0	0,00	24.125.393
Stopanska banka AD Skopje	SB	23.665.657	3,14	0	0,00	0	0,00	0	0,00	23.665.657
Sparkasebanka AD Skopje	SP	22.644.488	3,01	0	0,00	0	0,00	0	0,00	22.644.488
Eurostandard Banka AD Skopje	ES	9.788.766	1,30	10.362.000	7,49	0	0,00	0	0,00	20.150.766
INVESTBROKER AD Skopje	MI	14.549.146	1,93	0	0,00	0	0,00	0	0,00	14.549.146
Fersped Broker AD Skopje	FR	8.029.548	1,07	0	0,00	0	0,00	0	0,00	8.029.548
<b>Total</b>		<b>753.122.963</b>	<b>100,00</b>	<b>138.420.820</b>	<b>100,00</b>	<b>0</b>	<b>100,00</b>	<b>0</b>	<b>100,00</b>	<b>891.543.783</b>

Turnover via BEST system and turnover in block trades is calculated on the basis of double counting, in order to include the executed cross trades by the MSE members in the structure of the overall MSE turnover. As since July 13, during the government auctions on the selling side there is no brokers (i.e. MSE performs this role), the turnover derived from government auctions is still calculated on the basis of single counting.

## MONTHLY STATISTICAL BULLETIN

## AS A REMINDER

The product of the Macedonian Stock Exchange **BESTNET ANALYTICS** is a modern internet service that helps investors in building well-founded investment strategies and in bringing valuable investment decisions.

**BESTNET ANALYTICS** contains:

- Data for more than **100** companies traded on the Macedonian Stock Exchange
- More than **70** different financial indicators of companies and more than **40** indicators for banks
- Monitoring and comparing the values for the last **3** years
- Tracking results by quarters
- Data in den, euros and dollars
- Data for paid dividends from companies for the last **4** years
- Data for the major shareholders of the company
- Data for management bodies of the company
- Data for related companies
- Comparison and monitoring of a large number of financial indicators
- Monitoring indicators by sectors and industries
- Graphic display of technical indicators
- Over **40** technical indicators and oscillators
- Monitoring of investments, determining their current value
- Calculation of gains / losses from unrealized transactions
- Calculation of gains / losses from trades executed
- Simulated portfolios

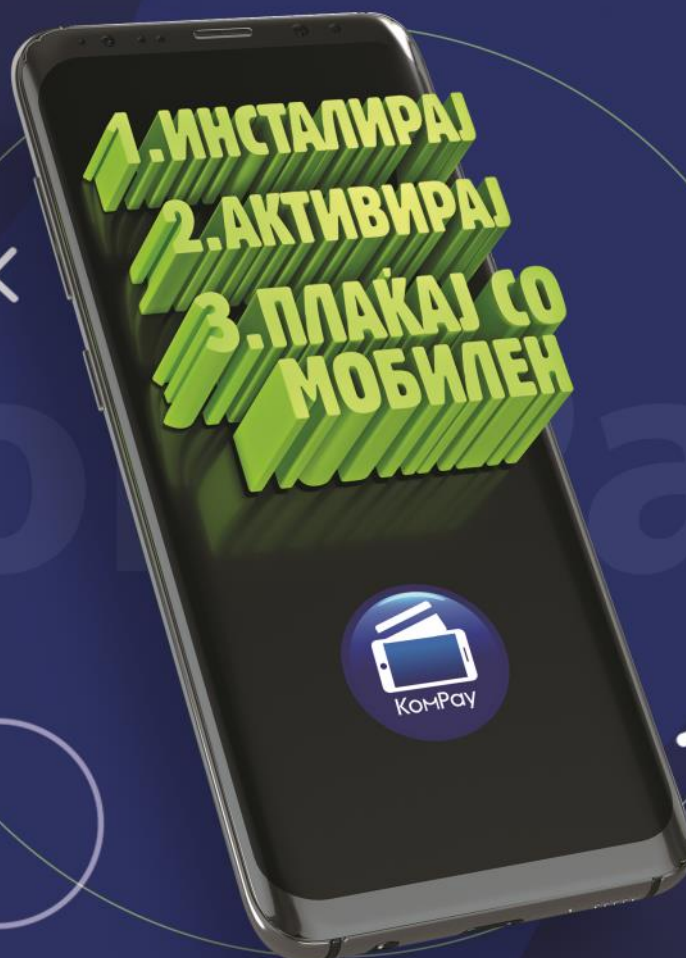
Шифра на XB	Датум на трансакција	Број на трансакција	Количина	Куповна вредност - вкупно (во ден.)	Датум на последна цена	Последна просечна цена	Вкупна вредност (во ден.)	Нереализирана добитка / загуба (во ден.)	% промена од купување на XB	% од вредноста на вкупните вложувања
GRNT	17.02.2009	X52515136						1.800.000,00	133,33%	3,74%
TELE	11.06.2009	1235649	600,00	360.000,00	21.01.2008	653,11	391.866,00	31.866,00	8,85%	1,00%
<b>скратен преглед на поединечна трансакција</b>										
Македонски Телеком Скопје (TELE)										
Тип на хартија	Share		Куповна вредност - вкупно (во ден.)		Датум на последна цена		360.000,00			
Датум на трансакција	11.06.2009		Последна просечна цена		21.01.2008		653,11			
Број на трансакција	1235649		Нето вредност (во ден.)		391.866,00		391.866,00			
Количина	600,00		Акумулирана камата (во ден.)		0,00		0,00			
Куповна цена (во ден.)	600,00		Вкупна вредност (во ден.)		391.866,00		391.866,00			
Номинална вредност	0,00 MKD		Нереализирана добитка / загуба (во ден.)		31.866,00		31.866,00			
Куповна вредност (во ден.)	360.000,00		% промена од купување на XB		8,85%		8,85%			
Купена акумул. камата (во ден.)	0,00		% од вредноста на вкупните вложувања		1,00%		1,00%			
Трансакциони трошоци (во ден.)	500,00									
<b>детален преглед на поединечна трансакција</b>										
P.Македонија - диванализација 01 (PMDE01)										
Тип на хартија	Bond		Куповна вредност - вкупно (во ден.)		Датум на последна цена		107.092,08			
Датум на трансакција	11.07.2008		Последна просечна цена		27.11.2007		85,00			
Број на трансакција	1919		Нето вредност (во ден.)		116.662,50		116.662,50			
Количина	2.250,00		Акумулирана камата (во ден.)		1.238,85		1.238,85			
Куповна цена (во %)	77,50		Вкупна вредност (во ден.)		117.888,35		117.888,35			
Номинална вредност	1,00 EUR		Нереализирана добитка / загуба (во ден.)		11.198,57		11.198,57			
Куповна вредност (во ден.)	106.689,77		% промена од купување на XB		10,05%		10,05%			
Купена акумул. камата (во ден.)	402,31		% од вредноста на вкупните вложувања		0,30%		0,30%			
Трансакциони трошоци (во ден.)	500,00									
<b>TOTAL</b>			<b>36.067.092,08</b>				<b>62.684.319,35</b>		<b>26.617.629,57</b>	
									<b>100,00%</b>	

Опиш на XB	Податоци од тргувањето
Лазарен сегмент	Официјален пазар
Лазарен подсегмент	Берзанска котација - обични акции
Тип на XB	Обични акции
ISIN број	MKALKA101011
Вкупни издадени XB	1431353
Шифра на XB	ALK
Номинална вредност	25,56 EUR
<b>Показатели по издавачот</b>	
Највисока цена во посл. 52 недели	4.599,00
Најниска цена во посл. 52 недели	3.799,00
% промена во посл. 30 дена	8,48%
% промена во посл. 3 месеци	6,98%
% промена во посл. 6 месеци	0,89%
% промена во посл. 1 година	-4,07%
Просечен дневен промет во посл. 30 дена	645.146,23
Просечен дневен промет во посл. 3 месеци	812.362,12
Просечен дневен промет во тековната година	626.836,29
Просечен дневен промет во посл. 52 недели	1.304.591,88
Коефициент цена / добитка	10,45
Дивиденден принос	3,98%
Коефициент цена / Книговодствена вредност по акција	0,91
Коефициент цена / Акумулирана добитка по акција	2,62
Коефициент цена / приходи од продажба	1,01
Коефициент цена / парични приливи од оперативни активности	13,55
Коефициент цена / оперативна добитка	8,95
Коефициент цена / EBITDA	6,35
Највисок P/E во посл. 52 недели	11,46
Најнисок P/E во посл. 52 недели	9,47
Нето добитка по акција за посл. 12 месеци	430,55
Коефициент цена / добитка за посл. 12 месеци	9,77

For more information on : [www.bestnet.com.mk](http://www.bestnet.com.mk)



# ПРАКТИЧНОСТ ВО 3 ЧЕКОРИ



Во промотивниот период до 31.12.2020 година,  
бесплатно дигитализирајте до две Mastercard® картички.

[www.kompay.mk](http://www.kompay.mk)



## КомРау. Твојот мобилен паричник



комерцијална Банка АД Скопје

[www.kb.com.mk](http://www.kb.com.mk) контакт центар: (02) 3 296 800



МАКЕДОНСКА БЕРЗА  
MACEDONIAN STOCK EXCHANGE